

Tech Sheet International – Caprock Wellington

Alloy Toe Fabric Plate



1152A Alloy Toe
Brown Full-Grain Leather with Ever-Guard
5-12,13,14,15M/W/XW

Dual-Density Polyurethane Outsole:

- Lightweight, yet rugged with exceptional cushioning
- Abrasion resistance
- Aggressive tread design, featuring triangular lock lugs that provide maximum traction
- Oil-resistant
- Features Ladder Lock outsole radius

Features:

- Premium waterproof leather and abrasion-resistant Ever-Guard leather
- Alloy safety toe shaped on TiTAN[®] last for protection and a roomy fit
- Goodyear Welt Cast-Bond construction for a durable mechanical and chemical bond
- Triple ribbed steel shank for structural support
- Rubber toe bumper with Kevlar[®] stitching
- Unlined for breathability
- Non-metallic puncture-resistant plate for flexible underfoot protection

Other Information:

- Weight (9W 1/2 pair) 465 g / 1 lb 0.4 oz
- Meets ASTM impact and compression safety to standards, ANSI and ASTM Standards[®] for protection from open circuits; see current code standards on label of footwear or Timberland PRO catalog.


Dynamic Anti-Fatigue Technology Polyurethane Footbed:

- Dynamic Anti-Fatigue Technology Durable-resists compression set over time
- Resilient-recovers for next foot strike
- Monosided inverted Anti-Fatigue cones
- Contoured bio-mechanically engineered top surface helps maintain proper gait
- Dynamic arch adapts to different foot shapes for maximum comfort
- Moisture wicking breathable open cell PU



Tech Sheet International – Caprock Wellington 1152A

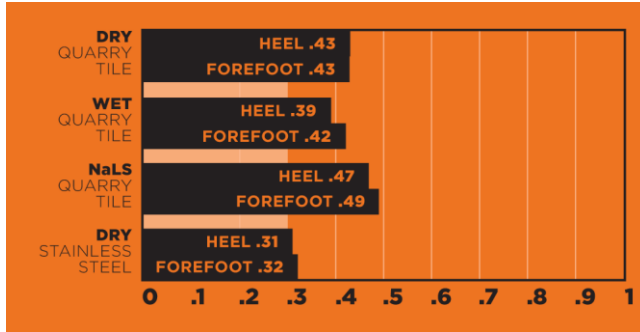
Alloy Toe Fabric Plate



Tech Sheet International – Caprock Wellington 1152A

Alloy Toe Fabric Plate

Slip Scores



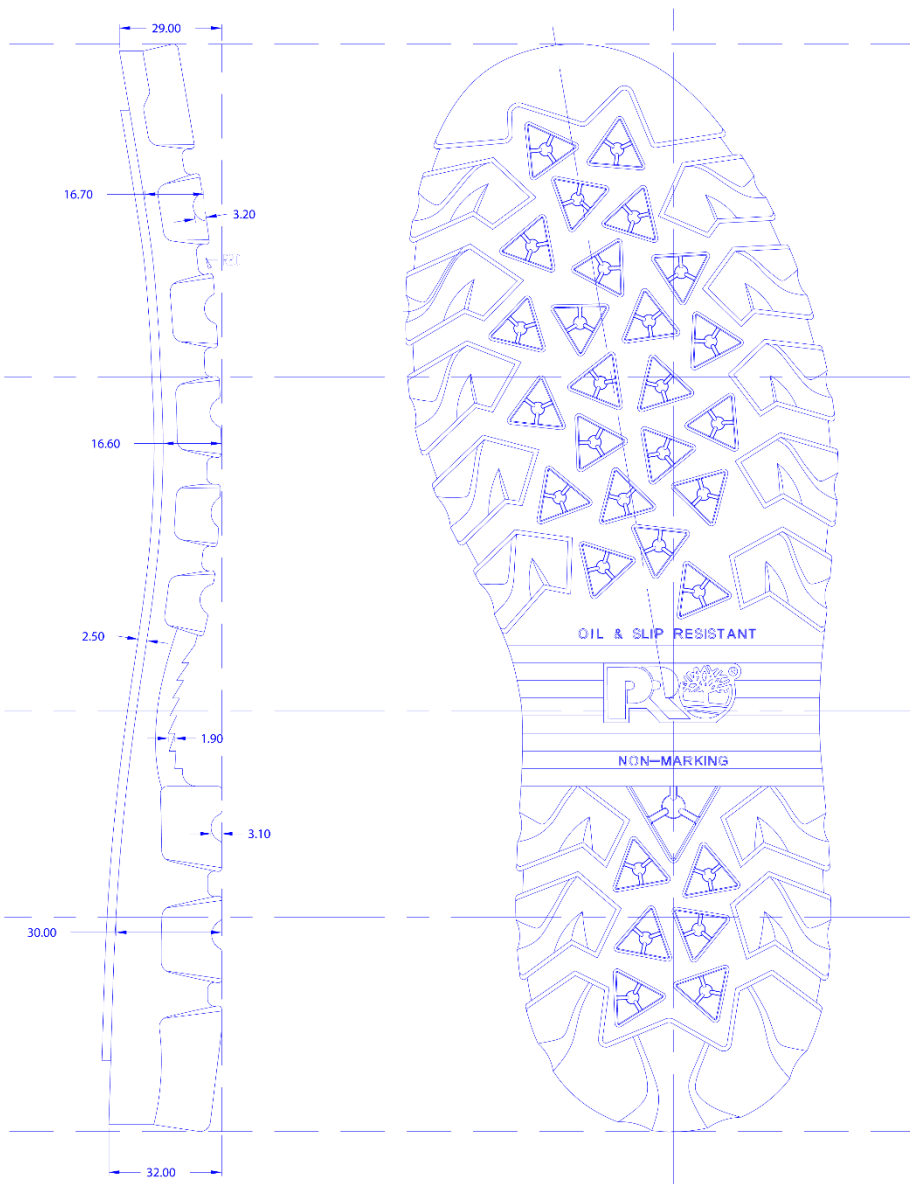
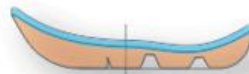
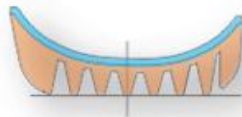
Outsole Compound and Midsole:

- Dual Density Polyurethane
- Ladderlock

Footbed:



Blue= Open Cell Polyurethane
Orange = Closed cell Polyurethane



Tech Sheet International – Caprock Wellington 1152A

Alloy Toe Fabric Plate

Alloy Toe

